

Flight Tracker Consortium Meeting

November 1, 2023



www.edgeforscholars.org

[X @EdgeForScholars](https://twitter.com/EdgeForScholars)

https://redcap.link/flight_tracker

Meeting Agenda



Current Version:
v6.0.1

What's New?

Major: Scholar Portal Release
Multi-Site & International Collaborations
PubMed API Key; Easier Alumni Association Collection

Deep Dive: Profiling a Scholarly Group

What's Next?

Better Relating Grants with Publications
Honors & Awards Survey

Office Hours with Rebecca & Scott



What's New?

Major v6 Release: Scholar Portal



- A way for scholars to access their own Flight Tracker data
 - Can't access others' private data
 - Scholars can access through a REDCap login
 - After three rounds of local releases & feedback, we're releasing broadly
 - Graphics for tenure, promotions, job applications, and self-awareness
- Detailed exploration in August's consortium meeting
https://redcap.vanderbilt.edu/plugins/career_dev/help/video.php?video=2023-08-02

What is the Scholar Portal?



- Scholars access via one link
- Matches a user to **ALL** your server's Flight Trackers
 - View graphics & data
 - Enter surveys
 - Mentoring agreements
 - Bulletin Board
- 100% Optional: You don't have to tell your scholars about it

[Live Demo](#)

A screenshot of the Flight Tracker for Scholars Scholar Portal interface. At the top left is the "Flight Tracker for Scholars" logo. At the top right is the "efs EDGE SCHOLARS" logo. Below the logos, the text "A Career Development Resource from [Edge for Scholars] - [Edge for Scholars at Vanderbilt]" is displayed. The main heading reads "Hello Julie Bastarache!". Below this is a navigation bar with three buttons: "Your Info", "Your Graphs", and "Your Network". A yellow box contains the following text: "Administrators and program directors are tracking your career development through the below REDCap-based project(s). These help them with reporting to funding agencies and ensuring excellent service. With the Scholar Portal, you can track these metrics as well. First, select one of the projects listed below. Your Graphs and Your Info show key metrics related to your professional progress. You can correct any inaccuracies under Your Info -> Update. You can also look for colleagues in various research areas by exploring Your Network. Please explore your data through the menu options and build your career!". Below this is a section titled "Matches in All Flight Trackers Across Vanderbilt" with the text: "Each Flight Tracker project you have ever been a part of is listed below, including ones where you are no longer being tracked. Choose the project for which you wish to view your information." A button for "Newman Society [copy]" is shown, with "Matched Name: Julie Bastarache" and a "remove match" link below it. At the bottom, the copyright notice reads: "Copyright © 2023 Vanderbilt University Medical Center - powered by REDCap & Flight Tracker. Funded by the Clinical & Translational Science Awards Program".



How You Can Spoof Scholars

- Open their Scholar Profile & click the “spoof” link
- Takes you to Scholar Portal page as if you were that scholar
- Only works for your project’s users & for your own project’s data – i.e., you can’t snoop on other projects



Fetch Data Now for this Scholar:
Restart from Scratch for this Scholar:
Match Without Institutions:

[Home](#) [General](#) [Grants](#) [Pubs](#) [View](#) [Wrangle](#) [Scholars](#) [REDCap](#) [Dashboards](#) [Cohorts / Filters](#) [Mentors](#) [Resources](#) [Help](#)

View Profile for Next Record

Survey Distribution

Todd Edwards

[Spoof This Scholar in the Scholar Portal for This Project Only](#)



How Scholars are Authenticated




- **Goal:** Avoid having to match by user-id... This would require entering user-id's into Flight Tracker
- Match by name & email:
 - Match by name, but is this the right person?
 - **List 1:** Uses the emails in the scholar's Flight Tracker record - general email and personal email
 - **List 2:** Compares emails to ones REDCap has on file for the user that's logged in
 - If an email matches between lists 1 & 2, user can access data
- Tricky! Problems could be encountered here



How to Give Scholars Access



1. Ensure that the scholar has a REDCap login
2. Send email with link:
 - Either via Scholars menu → Configure an Email page
 - Or by copy/pasting the link from Home page into email
3. That link will give them access to **EVERY** Flight Tracker project's data, not just your own!

A screenshot of the Flight Tracker Central web interface. At the top is a navigation bar with icons and labels for Home, General, Grants, Pubs, View, Wrangle, Scholars, REDCap, Dashboards, Cohorts / Filters, Mentors, Resources, and Help. Below the navigation bar, the main heading reads "Flight Tracker Central" in a large, bold, black font, followed by "v6.0.0" in a smaller font. Underneath, the text says "Watch Your Scholars Fly - [Flight Tracker Community Support](#)" in black, with "Flight Tracker Community Support" being a link. Below that, it says "from  Edge for Scholars" in black, where the logo is a green circle with a white 'e'. At the bottom, there is a link: "[Click to Share the Scholar Portal Link with Your Scholars](#)". A red arrow points from the right side of the image towards this link.

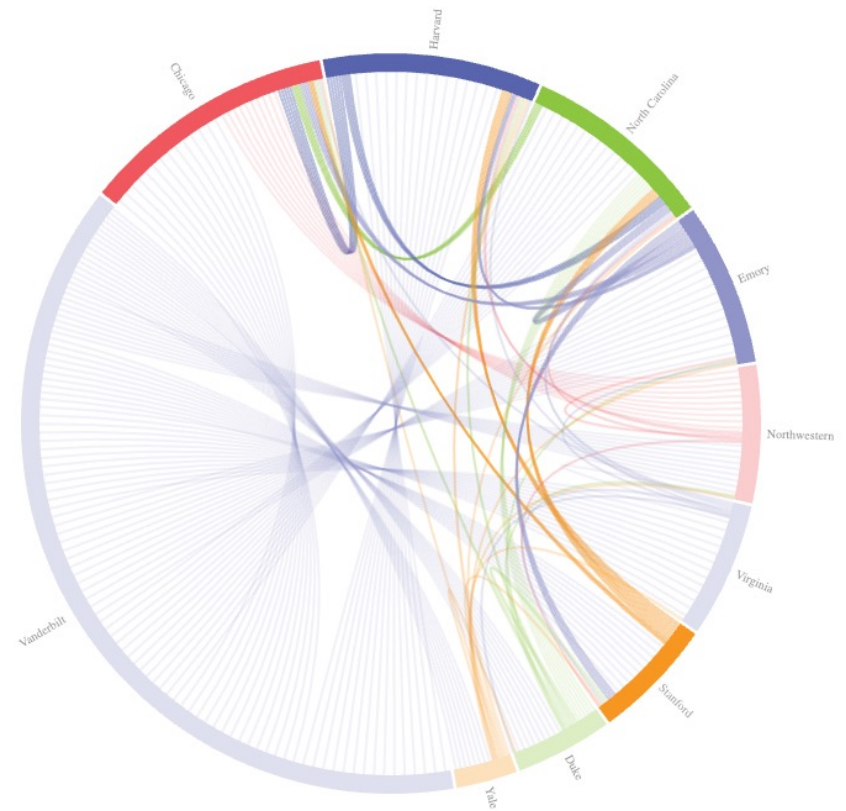
Multi-Site Collaborations



Great for collaborative consortia
or multi-site research networks

Same idea as with individual
scholars co-authoring papers
together

The more groups, the better!

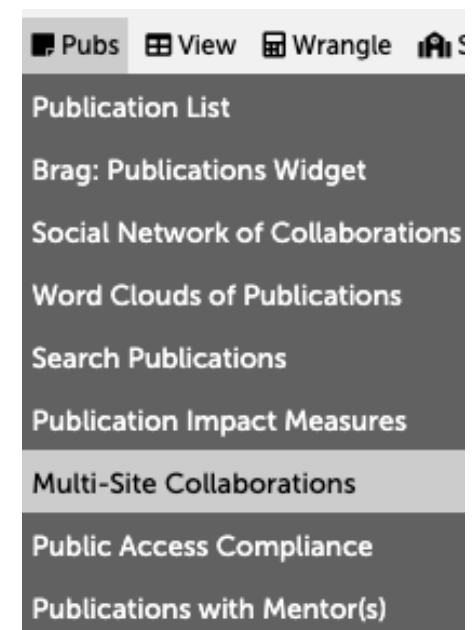


Multi-Site Collaborations: Live



- **Pubs menu → Multi-Site Collaborations**
- Limited to 2014 and later due to limits in the PubMed data
- Checking the Author Affiliations for institutions and countries

[Live Demo](#)





PubMed API Key (Optional)

- The PubMed sweep is very time-consuming
- On Saturdays – and if necessary, Sundays
- PubMed limits to 3 queries per second
- Discovery: Free API key from NCBI via eRA Commons account
- API key raises limit to **10** queries per second: 3x speed
- Optional: Good for big projects & servers with many projects
- [All Vanderbilt projects have been automatically handled]
- **General menu → Configure Application, in Publications**
- <https://www.ncbi.nlm.nih.gov/books/NBK25497/#:~:text=API%20Keys>



Easier Alumni Associations



- Flight Tracker collects Alumni Associations URLs in surveys
 - Great to use in celebratory announcements 🎉
- But... who wants to look up a URL?
- Now, keeping a central database of Alumni Associations & URLs
- Searchable “autocomplete” dropdown on surveys

Thanks to **Verna Wright & Mary McGrath!**



VANDERBILT
Alumni Association

Alumni Association	<input type="text"/>
First Name * required field	Albert Einstein College of Medicine (https://www.einsteinmed.edu/alumni/) American University (https://www.american.edu/alumni/) American University of Beirut (https://alumni.aub.edu.lb/s/1716/bp20/home.aspx?gid=2&pgid=61) Arizona State University (https://alumni.asu.edu/) Auburn University (https://alumni.auburn.edu/)
Middle Name	Baylor College of Medicine (https://www.bcm.edu/about-us/alumni) Baylor University (https://alumni.web.baylor.edu/)
Last Name * required field	Binghamton University -- SUNY (https://www.binghamton.edu/alumni/index.html) Boston College (https://www.bc.edu/bc-web/offices/alumni.html) Boston University (https://www.bu.edu/alumni/) Brandeis University (https://alumni.brandeis.edu/resources/alumni-association/index.html) Brigham Young (https://alumni.byu.edu/)
Email	



Deep Dive

Profiling a Scholarly Group

Introduction to Scholarly Profiles



- What is a scholarly profile?
- When is one requested?
- Seven steps to produce
 - Generating numbers
 - Generating graphs
- Hand off
- Quick link to a guide



What is a Profile?



- At Vanderbilt, we've used Flight Tracker to highlight the successes of a group of scholars
- A document with graphs and numerical figures to show how effective a group is
- Interpretations are present, too, because most people aren't familiar with the looks Flight Tracker gives at scholarly productivity
- Typically, heavy on publications
- Turnaround in 1-2 weeks



When is a Profile Requested?

- Need for internal funding for new administrative support position around a topic
 - A retreat for a research institute/center – informative slides
 - External funding renewal – showcase effectiveness to funding agency
 - Highlight collaborations of multi-site consortia
-
- Usually for a group that's **new** to Flight Tracker



Steps



1. Send out a template for a CSV to get names & institutions
2. Create a new REDCap/Flight Tracker project with the CSV
3. Click Fetch All Data Tonight – on Flight Tracker Home page
4. Wait 24 hours
5. Wrangle Publications
6. Identify holes in data and address problems – re-run if needed
7. Generate figures, graphs & final document





Quick & Easy First Steps

1. Send out a template for a CSV to get names & institutions
 - Same template as on Add a New Scholar page
 - Names & institutions are only key piece
2. Create a new REDCap/Flight Tracker project with the CSV
3. Click Update All Data Tonight on Flight Tracker Home page
4. Wait 24 hours

Flight Tracker Central
v6.0.0
Watch Your Scholars Fly - [Flight Tracker Community Support](#)
from [Edge for Scholars](#)
Click to Share the Scholar Portal Link with Your Scholars

MSTP (Copy) - T32GM007347

Status

Dept. of Ed. Grants Today	Last ORCID Download Today
Last Summary of Data 2 Days Ago	Last PubMed Download 5 Days Ago
Last NIH RePORTER Download 3 Days Ago	Last LDAP Directory Pull 3 Days Ago
Last NSF Download 3 Days Ago	Patents View Download 2 Days Ago

[Click to Run All Updates Tonight](#)
(Otherwise, updates will run over the course of the week.)

[Show Update Schedule](#)

Celebrations

A regular email that updates readers about new grants.

Comma-Separated Recipient Email Address(es)

Setting Name:

Frequency:

Group:

Content:


Restrict Pubs to Cited Grants:
(Leave blank for no restrictions.)

Labor-Filled Final Steps

5. Wrangle Publications
6. Identify holes in data and address problems – re-run if needed
7. Generate figures, graphs & final document

Takes 4-8 hours of manual work

- Slower on first time; speeds up after first time
- Depends on size of group & number of publications



Generate Overall Numbers



- Number of Scholars/Records
- Grants – number with dollars
 - **Grants menu → All-Time Grant Budgets**
- Publications – **Dashboards menu → Publications** – select different pages
 - Original Research papers – iCite designation
 - Number of Journals
 - Citations by others – total, mean, median
 - First-author, last-author papers



Generate Graphs



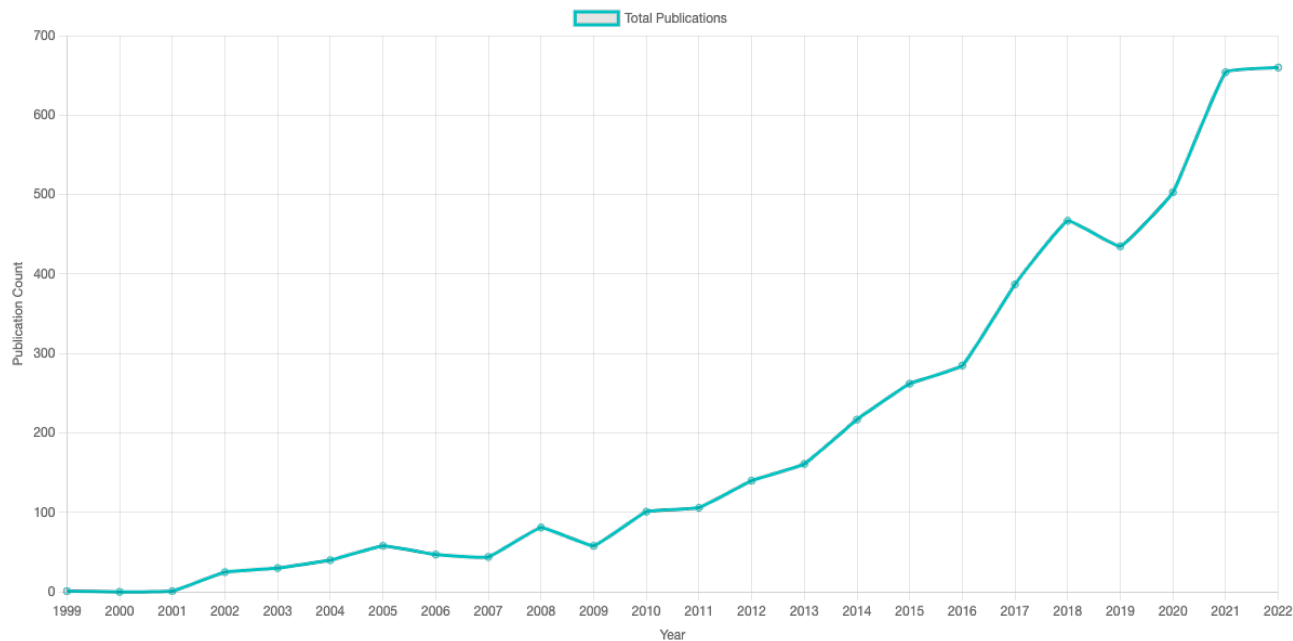
- Publications Over Time
- Social Network Graph of Co-Authorship
- Word Clouds – associated grants, MeSH terms, journals
- Impact Factor Histogram – Relative Citation Ratio
- Multi-Site Collaborations – **new**
- International Collaborations – **new**



Publications Over Time



Dashboards menu → Publications → Publications By Year

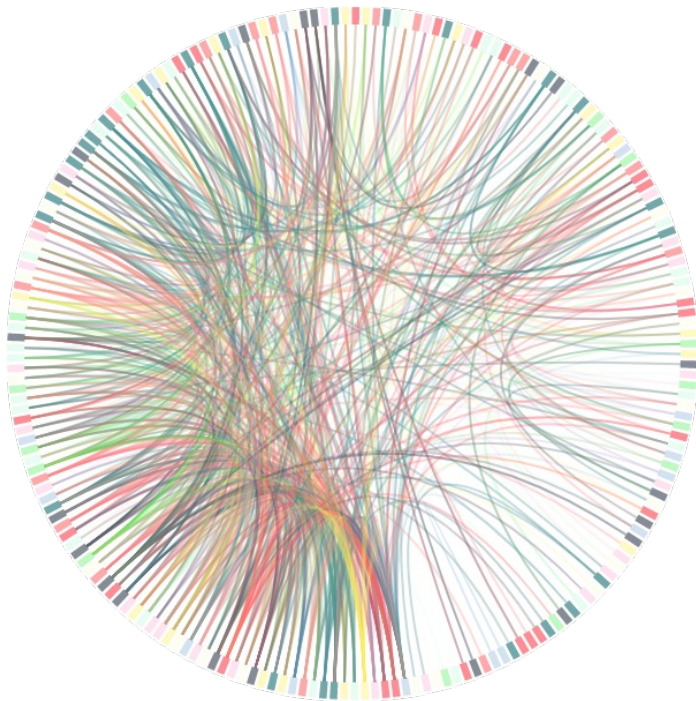


Social Network Graph of Collaborations



Pubs menu

→ Social Network Graph of Collaborations/Co-Authorships




- I usually use a graphics program like Photoshop or GIMP to remove the names to anonymize
- Also, include some numbers:
 - Collaborations & collaborators
 - Total papers & citations
 - Collaborations per collaborator
 - High performers

Publications Over Time



Pubs menu → Word Clouds of Publications
Grants Cited, MeSH Terms & Journals

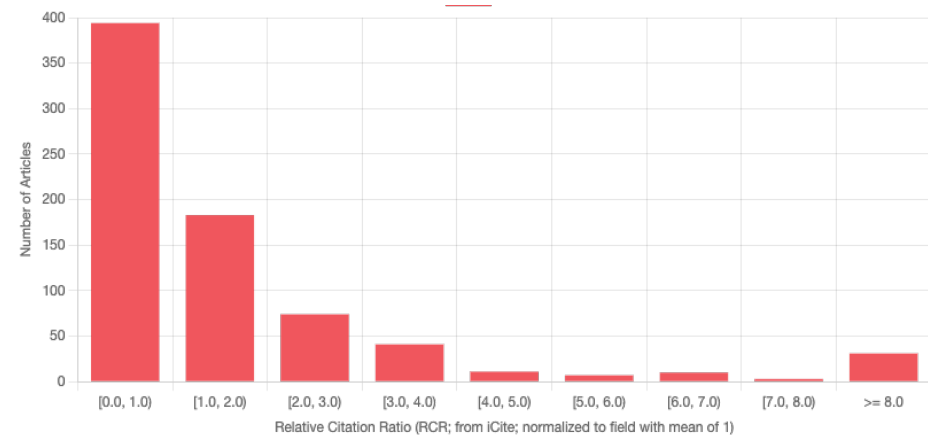


Impact Factor Histogram



Pubs menu → Publication Impact Factors

- Number of papers with RCR ≥ 8.0
- Median & mean of RCRs
- Number of papers with RCR
- Can include Altmetric Score, but...
 - Less compelling graph
 - Less important to NIH
- A handful of High-Performing papers – at bottom



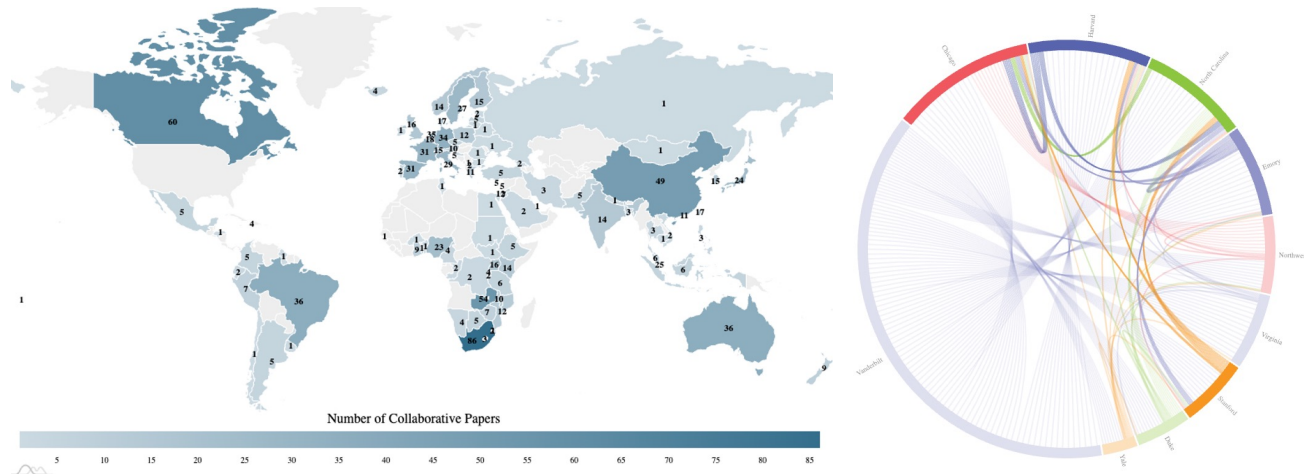
Multi-Site & International Collaborations



Pubs menu → Multi-Site Collaborations

New in v6.0.0

For details, see slides earlier in presentation



Hand Off




- Analysis performed by a “Flight Tracker expert”
- Handed off to administrators & PI
- Let the group leaders make the decision over what to include
- Put in document to allow for easy copy/paste - no PDFs



Summary of Scholarly Profiles



- What is a scholarly profile?
- When is one requested?
- Seven steps to produce
 - Generating numbers
 - Generating graphs
- Hand off



Quick guide under “Additional Links” of Flight Tracker website
https://redcap.link/flight_tracker

Upcoming Deep Dives



December: Slicing & Diving Data with Cohorts

January: Tricks of Publication Wrangling

February: Maximizing Value on a New Project





What's Next?

Relating Grants with Publications



- Publications → Grants: In PubMed & Public Access Compliance
- **But what about Grants → Publications?**
- Two pages of recommendations thanks to a committee in May led by Sharda Osuna of Southern California
- Goals:
 - Internal Pilot Grants: Linking pubs & grants
 - Improving workflow
 - Project-based tracking, not only person-based
- Possible tools: Publication Wrangler & Scholar Portal



Honors & Awards Survey



- For the Scholar Portal, we want a way for scholars to tell us when they receive a new honor, award, internal or external committee post, etc.
- Aims: New REDCap Survey & improved support structure
 - Committee meeting **tomorrow** – Thursday, November 2, at 12-1pm Central Time
 - Anyone is welcome to give input! If you want to join the meeting, please provide your email in the chat



Flight Tracker Community



New Support Forum

"Better than Email" - Ask me for an Account in the Chat

<https://redcap.vanderbilt.edu/flightracker/>

A screenshot of the Flight Tracker Community forum interface. The top navigation bar includes the logo, a search bar, a "+ Create post" button, and a "Spaces" dropdown. The main content area is titled "All Posts in Flight Tracker Community" and lists several posts with their authors, dates, and topics. A sidebar on the right contains the "efs" logo and a list of navigation links.

Welcome to Flight Tracker Community!

All Posts in Flight Tracker Community

- Using FT for New T32 Applications (Jump to latest comment)
new t32s
5 Comments 0 Likes
- Identical name at same institution (Jump to latest comment)
identical names
1 Comments 0 Likes
- Honors & Awards Survey
honors and awards survey
0 Comments 0 Likes
- email not sent, make sure "Enable module on all projects by default" is NOT checked. (Jump to latest comment)
email module setting
1 Comments 0 Likes
- Publication results limited by the "Institutions Searched For" (Jump to latest comment)
publication wrangler
3 Comments 0 Likes

efs
EDGE = SCHOLARS

- Home
- Flight Tracker Video Vault
- Mentee-Mentor Agreements
- Getting Started with Flight Tracker
- Next Consortium Meeting & Past Slides
- Newbie Session Agenda
- Edge for Scholars Blog
- Edge for Scholars at Vanderbilt
- X: @EdgeForScholars

Troubleshooting Call



Monthly Troubleshooting Call – optional

Third Wednesday at 1pm Central Time
October 18, 2023

Driven by Your Questions & Problems
All are welcome!

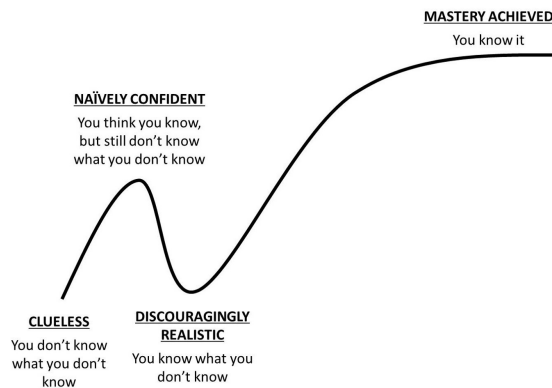
Ask to join our email list in the chat for an invitation...



Newbie Call



Just getting started with Flight Tracker?



There's a definite learning curve.
Move up more quickly by joining
November's "newbie" call.

Tuesday, November 14, at 11am Central Time
(Tuesday, December 12, at noon Central Time)

Leave your email in the chat to receive an invitation

Blogging about Flight Tracker



- Want to get your name out there nationally? We have a 38,000-person email list.
- New faculty or post-docs are always welcome to the email list.
- Do you have something interesting to share about your experiences with Flight Tracker?
- Ask me about making a new blog post.

A screenshot of the website edgeforscholars.org. The header is dark with the site name in white, and navigation links for "Log In", "Register", and a search icon. Below the header is a tagline: "CANDID COMMENTARY. GRITTY TRUTHS. SHARPEN YOUR ACADEMIC EDGE." A "Video Vault" tab is active, showing a list of articles. The first article is "Growing Opportunities: Research Funding & Awards Bulletin Board" by The Edge for Scholars, featuring a photo of small green seedlings growing in soil. It has 0 comments, 34 likes, and 11349 views. The second article is "Unpacking Mental Health: A Book Review" by Scott Pearson, featuring a photo of a classical statue's head. It has 0 comments, 2 likes, and 297 views. On the right side, there is a "FOLLOW US" section with social media icons for Facebook, Twitter, LinkedIn, and Instagram, and a text box stating "Edge for Scholars is a space for candid discussions about life in academics." Below this is a small portrait photo of a woman.

Office Hours with Rebecca & Scott



Office hours



www.edgeforscholars.org

[X @EdgeForScholars](https://twitter.com/EdgeForScholars)

https://redcap.link/flight_tracker